



SPACE INVADERS



INTELLiGENTViSION

Use with any INTELLIVISION® Master Component

CARTRIDGE INSTRUCTIONS (FOR 1 PLAYER)



An invading force of bomb-dropping, moving aliens, are descending on Earth. You are equipped with a laser gun and 3 bunkers that shield you from their serial attack. Shoot your laser and clear the screen! Each new invasion will present new challenges.

Be attentive as the aliens may be invisible with better weapons!

MAKE SURE


- MASTER COMPONENT is connected to the TV set and power cord is plugged in.
- ANTENNA SWITCH BOX is set at GAME.
- TV SET is plugged in and properly adjusted.
- **SUPER PRO SPACE INVADERS** cartridge is placed firmly in slot.
- OFF/ON SWITCH is turned ON.

PRESS RESET BUTTON

Title will appear on the TV screen. Press any key to continue.



EXAMINE YOUR CONTROLS



Keypad:

- Game Options

Action Keys:

- Fire Lasers

Control Disc:

- Maneuver laser



GAME OPTIONS

There are 4 different game options you can select from to keep the game play new. Use the keypad to select each option. Press the **ENTER** key to go to the next option.

LEVEL OF PLAY: select how advanced the aliens are at the beginning of the game.

- Beginner; easiest level of play; start game with 10 lives
- Advanced: rows 6-8 are invisible; level 3 – start game with 8 lives
- Pro: rows 3-8 are invisible; level 6 – start game with 6 lives
- Super Pro: aliens have full weapons; level 10 – 4 lives



SPEED OF INVADERS: select how fast the aliens start moving across the screen at the beginning of the game

- Slow
- Medium
- Fast



COLUMNS: select how many aliens there are width wise

- 4-8



ROWS: select how many aliens there are height wise

- 4-8



OBJECT OF THE GAME

Destroy as many aliens as possible! Stop the aliens from reaching earth! Wipe them from existence! Their offense is relentless but your skills will save humanity!

GETTING READY

You start off with 3 complete bunkers and extra lasers in reserve. Use the **DISC** to move the laser from side to side. Pressing higher or lower on the disc will allow more precise control of the laser as it will move slower.

GAME PLAY

The aliens will move side to side. Once they reach a side of the screen, they will drop down one level. The aliens will continuously drop bombs on you, and are more difficult to avoid as you move up in levels. Their weapons will chip away at bunkers. To restore your bunkers, shoot the flying saucer that will fly across the screen at random times.

You will get a reprieve when you wipe all the aliens from the screen. Your game statistics will show on the screen for a few seconds telling you what level you completed, your current score, and how many lives you have left. Press any **SIDE**

BUTTON to fire your laser! Use the fact your laser is thicker when you first fire it and thins out as it moves up the screen. Use it to hit guided bombs with the right timing. Prepare yourself... more aliens are on the way!



GAME OVER

The game ends when one alien touches the ground. Your final game statistics will display on the screen showing your final score, level game was played at, speed game was played at, layout of aliens, and the final screen reached. Press the **ENTER** key on the keypad to start a new game.



INTELLIGENTVISION

REV. A 2022